

















1. Indicate the number of years your family has been at Keystone.

	Response Percent	Response Total
First year 	15%	24
Second year 	13.1%	21
3-4 years 	43.8%	70
5+ 	28.1%	45
Total Respondents		160
(skipped this question)		0

2. My child(ren) is/are in the following levels. Mark all that apply.






	Response Percent	Response Total
Toddler 	8.8%	14
Children's House (formerly Primary) 	46.9%	75
Lower Elementary 	55%	88
Upper Elementary 	31.2%	50
Adolescent (Middle School) 	4.4%	7
Total Respondents		160
(skipped this question)		0

3. What were the 3 most important factors in your decision to enroll your children in Keystone?






	Response Percent	Response Total
Montessori Philosophy and Method 	82.5%	132
Small School Environment 	53.8%	86
Standardized Test Scores 	15%	24
Class Size 	13.8%	22
Teacher:Student Ratio 	39.4%	63
Community Involvement 	10.6%	17
Convenient Location 	18.8%	30
Keystone's Reputation 	30%	48
Specific Teacher 	11.2%	18
Facilities 	10%	16
		

Administration		5%	8
Community Support		3.1%	5
Elementary & Middle School are Tuition Free		19.4%	31
Other (please specify)		10%	16
Total Respondents			160
(skipped this question)			0

4. How satisfied are you with the management and leadership provided by school administration?

		Response Percent	Response Total
Very Satisfied		30%	48
Satisfied		46.9%	75
Undecided		12.5%	20
Dissatisfied		8.1%	13
Very Dissatisfied		2.5%	4
Total Respondents			160
(skipped this question)			0

5. How satisfied are you with your child's academic development at Keystone?

		Response Percent	Response Total
Very Satisfied		37.5%	60
Satisfied		46.2%	74
Undecided		11.2%	18
Dissatisfied		3.8%	6
Very Dissatisfied		1.2%	2
Total Respondents			160
(skipped this question)			0

6. How satisfied are you with your child's level of social-emotional development at Keystone.

		Response Percent	Response Total
Very Satisfied		40%	64
Satisfied		46.9%	75
Undecided		6.2%	10

Dissatisfied 	6.2%	10
Very Dissatisfied	0.6%	1
Total Respondents		160
(skipped this question)		0


7. I feel welcome by the following people when I am at Keystone.

	Stongly Agree	Agree	Undecided	Disagree	Stongly Disagree	Response Total
Other Parents	28% (44)	49% (78)	17% (27)	4% (7)	2% (4)	160
Teachers	56% (90)	34% (55)	6% (9)	2% (4)	1% (2)	160
Support Staff	38% (61)	45% (72)	14% (22)	1% (2)	2% (3)	160
Administration	37% (59)	39% (62)	10% (16)	11% (18)	3% (5)	160
Front Office Staff	60% (96)	30% (48)	3% (5)	6% (9)	1% (2)	160
Total Respondents						160
(skipped this question)						0

8. I am treated in a warm professional manner when I







	Always	Usually	Sometimes	Never	Don't Know/Does Not Apply	Response Total
Call or Visit the Front Desk	73% (117)	18% (29)	8% (12)	0% (0)	1% (2)	160
Call or Meet with Teachers	79% (127)	14% (22)	6% (9)	0% (0)	1% (2)	160
Call or Meet with Administrative Staff	61% (98)	22% (36)	10% (16)	1% (2)	5% (8)	160
Call or Meet with Volunteers	36% (58)	24% (38)	4% (6)	0% (0)	36% (58)	160
Total Respondents						160
(skipped this question)						0

9. My volunteer time and talents are valued by Keystone.






	Response Percent	Response Total
Strongly Agree 	25%	40
Agree 	34.4%	55
Undecided 	11.9%	19

Disagree		10.6%	17
Strongly Disagree		1.2%	2
I don't volunteer		16.9%	27
Total Respondents			160
(skipped this question)			0

10. My volunteer time and talents make a difference at Keystone.

		Response Percent	Response Total
Strongly Agree		22.5%	36
Agree		43.8%	70
Undecided		12.5%	20
Disagree		3.8%	6
Strongly Disagree		0.6%	1
I don't volunteer		16.9%	27
Total Respondents			160
(skipped this question)			0

11. In my experience, conversation between parents about Keystone tends to be constructive, upbeat and positive.






		Response Percent	Response Total
Strongly Agree		16.2%	26
Agree		45.6%	73
Undecided		23.8%	38
Disagree		10.6%	17
Strongly Disagree		3.8%	6
Total Respondents			160
(skipped this question)			0

12. I feel well informed about my child's progress at Keystone.







		Response Percent	Response Total
Strongly Agree		20%	32
Agree		46.9%	75
Undecided		16.2%	26

Disagree		15%	24
Strongly Disagree		1.9%	3
		Total Respondents	160
		(skipped this question)	0

13. How satisfied are you with the amount of communication between you and your teachers?

		Response Percent	Response Total
Very Satisfied		27.5%	44
Satisfied		43.1%	69
Undecided		13.1%	21
Dissatisfied		13.8%	22
Very Dissatisfied		2.5%	4
		Total Respondents	160
		(skipped this question)	0

14. What is the most effective way to communicate with you regarding your child?

		Response Percent	Response Total
Written Progress Reports		11.9%	19
Phone calls		10.6%	17
Emails		17.5%	28
Parent teacher conferences		35%	56
Notes in child's folder		5%	8
Other (please specify)		20%	32
		Total Respondents	160
		(skipped this question)	0

15. The monthly CLASSROOM meetings tend to be worthwhile events--a good use of my time.

		Response Percent	Response Total
Strongly Agree		17.5%	28
Agree		40.6%	65
Undecided		23.8%	38
Disagree		12.5%	20
Strongly Disagree		3.1%	5

Don't Attend these meetings	2.5%	4
Total Respondents		160
(skipped this question)		0

16. How often do you go to the Keystone website?

	Response Percent	Response Total
Daily	0.6%	1
Weekly	15.6%	25
Monthly	43.8%	70
Less than monthly	33.8%	54
Never	6.2%	10
Total Respondents		160
(skipped this question)		0

17. The Keystone website provides valuable and timely information.









	Response Percent	Response Total
Strongly Agree	7.5%	12
Agree	46.9%	75
Undecided	33.8%	54
Disagree	10.6%	17
Strongly Disagree	1.2%	2
Total Respondents		160
(skipped this question)		0

18. I feel well informed about what is going on SCHOOLWIDE.










	Response Percent	Response Total
Strongly Agree	5.6%	9
Agree	43.8%	70
Undecided	19.4%	31
Disagree	20%	32
Strongly Disagree	5.6%	9
Other (please specify)	5.6%	9
Total Respondents		160

(skipped this question) 0

19. How would you like to be communicated with about SCHOOL/CLASSROOM news and events.







	Response Percent	Response Total
School website 	3.8%	6
Student folders 	9.4%	15
Newsletter 	15%	24
Email 	57.5%	92
Posted material 	1.9%	3
US mail 	1.2%	2
Phone	0%	0
Community and classroom meetings 	1.2%	2
Other (please specify) 	10%	16
Total Respondents		160
(skipped this question)		0

20. I would participate in the following parent education opportunities:





	Response Percent	Response Total
Recommended Reading 	53.1%	85
Newsletters 	42.5%	68
Daytime Classes 	20%	32
Nighttime Classes 	34.4%	55
Classroom Meetings 	57.5%	92
Guest Speakers 	48.1%	77
Website Features 	35.6%	57
I won't participate in any parent education opportunities 	3.8%	6
Other (please specify) 	6.9%	11
Total Respondents		160
(skipped this question)		0

21. The COMMUNITY meetings tend to be worthwhile events-a good use of my time.










Response Response

	Percent	Total
Strongly Agree 	6.2%	10
Agree 	38.8%	62
Undecided 	32.5%	52
Disagree 	13.8%	22
Strongly Disagree 	3.8%	6
Don't Attend Community Meetings 	5%	8
Total Respondents		160
(skipped this question)		0

22. My opinions and ideas are listened to and valued by administration.






	Response Percent	Response Total
Agree Strongly 	9.4%	15
Agree 	36.2%	58
Undecided 	40%	64
Disagree 	10.6%	17
Strongly Disagree 	3.8%	6
Total Respondents		160
(skipped this question)		0

23. What 3 topics do you want to hear about most from administration?






	Response Percent	Response Total
School Finances 	20%	32
School Events 	50.6%	81
School Policies 	22.5%	36
Strategic Plan 	48.8%	78
School's Vision 	40%	64
Teacher's Qualifications 	30.6%	49
Staff and Procedural Changes 	51.2%	82
Montessori Philosophy and Method 	35%	56
Other (please specify) 	8.1%	13
Total Respondents		160

(skipped this question) 0





24. How satisfied are you with the amount of communication between administration and the community?

	Response Percent	Response Total
Very Satisfied 	11.9%	19
Satisfied 	50.6%	81
Undecided 	23.1%	37
Dissatisfied 	10%	16
Very Dissatisfied 	4.4%	7
Total Respondents	160	
(skipped this question)	0	






25. How satisfied are you with being kept informed of the use of Keystone's funds?

	Response Percent	Response Total
Very Satisfied 	12.5%	20
Satisfied 	41.2%	66
Undecided 	28.8%	46
Dissatisfied 	10.6%	17
Very Dissatisfied 	6.9%	11
Total Respondents	160	
(skipped this question)	0	






26. Keystone effectively communicates its need for donations.

	Response Percent	Response Total
Strongly agree 	55%	88
Agree 	35%	56
Somewhat agree 	8.8%	14
Disagree 	1.2%	2
Total Respondents	160	
(skipped this question)	0	






27. How satisfied are you with the methods by which Keystone makes requests for donations?

	Response Percent	Response Total
Very Satisfied 	21.9%	35
Satisfied 	46.2%	74
Undecided 	19.4%	31
Dissatisfied 	9.4%	15
Very Dissatisfied 	3.1%	5
Total Respondents	160	
(skipped this question)	0	

28. How satisfied are you with the method by which Keystone recognizes donors?

















	Response Percent	Response Total
Very Satisfied 	20%	32
Satisfied 	53.1%	85
Undecided 	19.4%	31
Dissatisfied 	5%	8
Very Dissatisfied 	2.5%	4
Total Respondents	160	
(skipped this question)	0	

29. The mission of Keystone Montessori School is: To inspire a passion for excellence; To nurture the curiosity, creativity, and imagination born within us all; And to awaken the human spirit of every child. Keystone's mission statement is clear and easy to understand.








	Response Percent	Response Total
Strongly Agree 	51.9%	83
Agree 	44.4%	71
Undecided 	2.5%	4
Disagree 	0.6%	1
Strongly Disagree 	0.6%	1
Total Respondents	160	
(skipped this question)	0	











30. What do you consider Keystone's 3 greatest strengths.

Response Percent	Response Total
-----------------------------	---------------------------












Community Involvement		23.8%	38
Parent-Teacher Communications		13.1%	21
Schoolwide Communications		0.6%	1
Teaching Staff		40%	64
Facilities		9.4%	15
Parent Education		1.9%	3
Authentic Montessori Education		61.2%	98
School Finances		0%	0
Administration		7.5%	12
Board of Directors		0%	0
Standardized Test Scores		10.6%	17
Class Size		8.8%	14
Small School Environment		42.5%	68
Student:Teacher Ratio		29.4%	47
Amount of Dollars Donated		2.5%	4
Elementary & Middle School are Tuition Free		20.6%	33
Prepared Classroom Environment		30%	48
Other (please specify)		9.4%	15
		Total Respondents	160
		(skipped this question)	0

31. In your opinion, what are the 3 things Keystone needs to improve the most?

		Response Percent	Response Total
Community Involvement		15.6%	25
Parent-Teacher Communications		27.5%	44
Schoolwide Communications		35.6%	57
Teaching Staff		30%	48
Facilities		15.6%	25
Parent Education		21.2%	34
Authentic Montessori Education		3.8%	6




School Finances		16.9%	27
Administration		12.5%	20
Board of Directors		6.9%	11
Standardized Test Scores		8.8%	14
Class Size		15.6%	25
Small School Environment		2.5%	4
Student:Teacher Ratio		10%	16
Amount of Dollars Donated		10.6%	17
Elementary & Middle School are Tuition Free		0.6%	1
Other (please specify)		35%	56
Total Respondents		160	
(skipped this question)		0	

32. In your opinion, what are the 3 most important things for Keystone to focus on next?




		Response Percent	Response Total
Montessori Accreditation		21.2%	34
Facility Improvements		21.2%	34
Economic Diversity (Financial Aid Program)		10.6%	17
Adolescent (Middle School) Program		35%	56
Cultural Diversity		10%	16
Community Support		14.4%	23
Increased Technology		58.1%	93
Classroom Outdoor Environments		34.4%	55
Complete Montessori Materials Inventory		29.4%	47
Observatory		13.8%	22
Other (please specify)		28.1%	45
Total Respondents		160	
(skipped this question)		0	

33. I am planning on my children remaining at Keystone until they graduate from the Adolescent (Middle School) program.

Response Response

	Percent	Total
Yes 	41.2%	66
Undecided 	49.4%	79
No 	9.4%	15
	Total Respondents	160
	(skipped this question)	0

34. I would recommend Keystone Montessori to other parents.

	Response Percent	Response Total
Yes 	85%	136
Undecided 	13.1%	21
No 	1.9%	3
	Total Respondents	160
	(skipped this question)	0

35. OPTIONAL QUESTION: Your feedback is important to us. Please add comments here.

Total Respondents	61
(skipped this question)	99